

Switch Datasheet | UTP3318S-PSB250-M0, UTP3324S-PSB250-M0, UTP3324S-PSB410-M0
16-Port Gigabit PoE+ 2-Port Gigabit SFP Unmanaged Ethernet Switch
24-Port Gigabit PoE+ 2-Port Gigabit SFP Combo Unmanaged Ethernet Switch

Overview

UTP3318S-PSB250-M0 provides 16*10/100/1000Mbps Ethernet RJ-45 ports, 2*Gigabit Ethernet SFP uplink ports.

UTP3324S-PSB250-M0, UTP3324S-PSB410-M0 provide 24*10/100/1000Mbps Ethernet RJ-45 ports, 2*Gigabit Ethernet Combo (RJ-45/SFP) uplink ports.

This series switches support 4 working modes: default mode, QoS mode, CCTV mode and VLAN mode. It can be widely used in video security monitoring systems, network projects, etc.

This series contains three types:

- UTP3318S-PSB250-M0: 16-Port Gigabit PoE+ 2-Port Gigabit SFP Unmanaged Ethernet Switch
- UTP3324S-PSB250-M0, UTP3324S-PSB410-M0: 24-Port Gigabit PoE+ 2-Port Gigabit SFP Combo Unmanaged Ethernet Switch

Features and Highlights



Abundant Interface

- UTP3318S-PSB250-M0:
 - 16*10/100/1000Base-T PoE+ RJ-45 ports (Auto MDI/MDIX)
 - 2*1000Base-X SFP ports
- UTP3324S-PSB250-M0, UTP3324S-PSB410-M0:
 - 24*10/100/1000Base-T PoE+ RJ-45 ports (Auto MDI/MDIX)
 - 2*GE Combo Ports (SFP Port is prior to RJ-45 Port)



Default mode

- Switches in this mode can function as a core switch and all the ports can communicate with each other.

QoS mode

- UTP3318S-PSB250-M0 port 15, 16, SFP1 and SFP2 serve as uplink ports, ports 1-8 serve as high priority port. All ports can communicate with each other separately.
- UTP3324S-PSB250-M0, UTP3324S-PSB410-M0 port 23, 24, SFP1 and SFP2 serve as uplink ports, ports 1-8 serve as high priority port. All ports can communicate with each other separately.

CCTV mode

- UTP3318S-PSB250-M0 transmission distance of ports 9-14 is extended up to 250m, but the data rate is limited to 10Mbps.
- UTP3324S-PSB250-M0, UTP3324S-PSB410-M0 transmission distance of ports 17-22 is extended up to 250m, but the data rate is limited to 10Mbps.

VLAN mode

- UTP3318S-PSB250-M0 ports 1-14 are isolated from each other but able to communicate with ports 15, 16, SFP1 and SFP2.
- UTP3324S-PSB250-M0, UTP3324S-PSB410-M0 ports 1-22 are isolated from each other but able to communicate with ports 23, 24, SFP1 and SFP2.

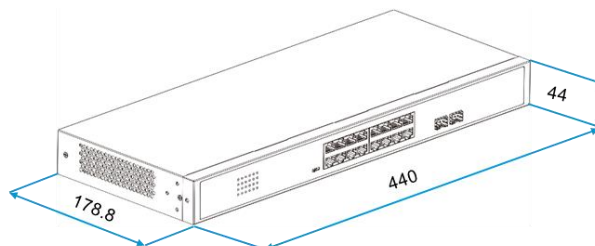
Specifications

Items	UTP3318S-PSB250-M0	UTP3324S-PSB250-M0	UTP3324S-PSB410-M0
Hardware Specifications			
Downlink Port	16*10/100/1000Base-T PoE+ RJ-45(Auto-MDI/MDI-X)	24*10/100/1000Base-T PoE+ RJ-45(Auto-MDI/MDI-X)	
Uplink Port	2*1000Base-X SFP	2*GE Combo Ports(SFP Port is prior to RJ-45 Port)	
Led Indicators	1*Power, power supply indicator		
	1*PoE-Max, PoE power indicator		
	16*Link/Act, port state indicators	24*Link/Act, port state indicators	
	2*SFP port state indicators		
Dimensions (W*D*H)	440mm*178.8mm*44mm	440mm*284mm*44mm	
Input Voltage	100~240V AC, 50~60Hz		
Power Consumption	≤250W (Full load including PoE)		≤410W (Full load including PoE)
Material	Metal shell		
Installation	Rack/Desktop/Wall mounted		
Switch Property			
Standards	IEEE 802.3, IEEE 802.3u, IEEE 802.3ab, IEEE 802.3x, IEEE 802.3z, IEEE 802.3af, IEEE 802.3at		
Forwarding Modes	Store and Forward		
MAC Table	8k, support auto learning		
Switching Capacity	128Gbps / non-blocking	156Gbps / non-blocking	
Power Supply			
PoE Standard	IEEE 802.3af/at		
PoE Power Supply Type	End-span		
PoE Pin Assignment	1/2/4/5(+), 3/6/7/8(-)		
PoE Budget	30W max for each port, 230W max for whole switch		30W max for each port, 370W max for whole switch
Reliability			
Port Lightning Protection	6kV		
Operating	-10°C~50°C, 10%~90% (Non-condensation)		
Storage	-40°C~70°C, 5%~90% (Non-condensation)		
Features			
Switch Mode	<p>Default mode: Switches in this mode can function as a core switch and all the ports can communicate with each other.</p> <p>QoS mode: UTP3318S-PSB250-M0 port 15, 16, SFP1 and SFP2 serve as uplink ports, ports 1-8 serve as high priority port. All ports can communicate with each other separately. UTP3324S-PSB250-M0, UTP3324S-PSB410-M0 port 23, 24, SFP1 and SFP2 serve as uplink ports, ports 1-8 serve as high priority port. All ports can communicate with each other separately.</p> <p>CCTV mode: UTP3318S-PSB250-M0 transmission distance of ports 9-14 is extended up to 250m, but the data rate is limited to 10Mbps. UTP3324S-PSB250-M0, UTP3324S-PSB410-M0 transmission distance of ports 17-22 is extended up to 250m, but the data rate is limited to 10Mbps.</p> <p>VLAN mode: UTP3318S-PSB250-M0 ports 1-14 are isolated from each other but able to communicate with ports 15, 16, SFP1 and SFP2. UTP3324S-PSB250-M0, UTP3324S-PSB410-M0 ports 1-22 are isolated from each other but able to communicate with ports 23, 24, SFP1 and SFP2.</p>		

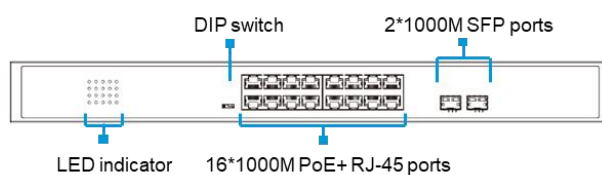
Appearances and Dimensions

UTP3318S-PSB250-M0

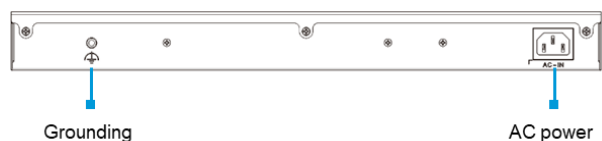
Dimensions (mm)



Front panel

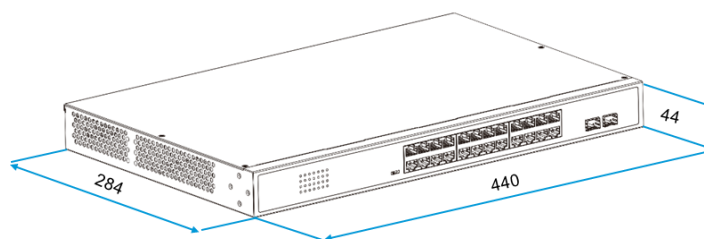


Rear panel

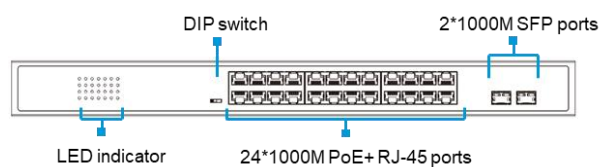


UTP3324S-PSB250-M0, UTP3324S-PSB410-M0

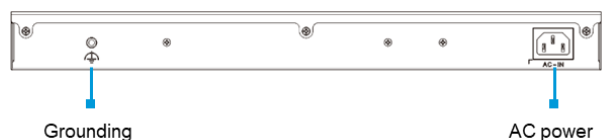
Dimensions (mm)



Front panel



Rear panel



More Information

For more information, please visit:

www.utepo.net

SHENZHEN UTEPO TECH LTD.

Head quarter: 5F, Building B, Tiange Science and Technology Park, NO.2, LuoZu Industrial Avenue, Shi'yan Street, Bao'an District, Shenzhen, Guangdong, China

Tel: +86-755-83898016-863 or +86-1501-2669-765 (Sales)

Email: info@utepo.net (Sales), support@utepo.net (Technical support)

©2021 SHENZHEN UTEPO TECH LTD. All Rights Reserved.

Version, V1.0, updated 2022.6.22.

The information in this document is subject to change without notice.

Every effort has been made in the preparation of this document to ensure accuracy of the contents, but all statements, information, and recommendations in this document do not constitute a warranty of any kind, express or implied.