



NEW FUNCTION • NEW DESIGN

FEATURES :

- A.G.C. (Automatic Gain Control) Circuit.
- Double Modulation Beam Frequency.
- Selectable 4-Channel Beam Frequencies.(2PH-30/60DQ series)
- High Grade Aspherical Lens.
- Optional Heating Unit for cold areas.
- Protection against Rain, Dust & Insect.
- Protection against Frost, Snow & Dew.
- Adjustable Beam Interruption Period.
- Static, Lightning & Surge Resistance.
- External visible light protection.

30 / 60M TWIN PHOTOELECTRIC BEAM SENSOR

2PH-30/60DS


2PH-30/60DQ



FEATURES :

● RAIN, DUST & INSECTS PROTECTION

The Rubber O-Ring & Rubber Grommets used in the 2PH-30/60D Series prevent rain, dust and tiny insects from adversely affecting performance.



● DOUBLE MODULATION IR BEAM FREQUENCY

● FORM C RELAY (N.C./N.O.)

● FROST & DEW PROTECTION

An anti-frost design is to protect the detector from effect of frost & dew.

● 99% BEAM BLOCKING STABILITY

Enabling stable operation with as much as 99% loss of beam energy.

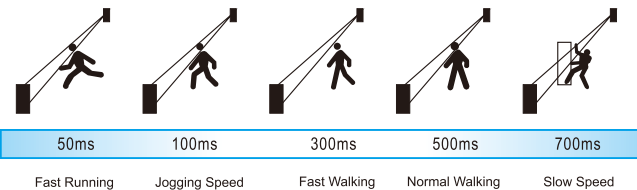
● AUTOMATIC GAIN CONTROL (A.G.C.)

The A.G.C. Circuit continually monitors for gradual changes in the signal's strength caused by weather conditions and adjusts the trigger level accordingly, to maintain proper sensitivity.

● STAINLESS SCREWS & BACK PLATE

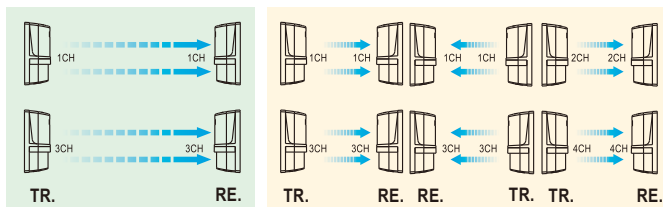
● ADJUSTABLE BEAM INTERRUPTION PERIOD

Beam interruption time can be adjusted according to the peculiarities of each installation sites. When protecting a wall or fence, a long interruption time will catch intruders, but let jumping cats or small objects pass through.



● SELECTABLE 4-CHANNEL BEAM FREQUENCY

- 1 2-stacked protection. 2 Line and 2-stacked protection.



SPECIFICATIONS :

MODEL		2PH-30DS	2PH-60DS	2PH-30DQ	2PH-60DQ
Detection Distance	Outdoor	100 ft. (30m)	200 ft. (60m)	100 ft. (30m)	200 ft. (60m)
	Indoor	200 ft. (60m)	400 ft. (120m)	200 ft. (60m)	400 ft. (120m)
Max. Arrival Distance		1000 ft.(300m)	2000 ft.(600m)	1000 ft.(300m)	2000 ft.(600m)
Current Consumption		67mA (max)	85mA (max)	67mA (max)	85mA (max)
Selectable Beam Frequency		4-channel			
Power Supply		10.5V ~ 30VDC (Non_Polarity)			
Infrared Photoelectric		LED pulsed beam, Double modulation			
Detection System		Simultaneous breaking of 2 beams			
Response Time		50msec ~ 700msec (Adjustable)			
Alarm Output		Dry connect relay NC./ NO. 0.2A / 28VDC Contact action: 1 To 3 sec .			
Tamper Output		Dry connect relay NC. 0.2A / 28VDC Action : cover is detached.			
Alarm LED		Red LED (Receiver) lights when an alarm is initiated.			
Attenuation LED		Yellow LED (Receiver) lights when beam is attenuated			
Functions		RF-Monitor Jack, Meter Monitor Jack output AGC circuit, Frost proof cover.			
Alignment Angle		Horizontal ±90°, Vertical ±5°			
Operating Temperature		-13°F to +131°F(-25°C to +55°C)			
Mounting Positions		Indoor / Outdoor			
Wiring		Terminals			
Weight		32.7oz(925g)Transmitter & Receiver			
Dimensions		W76 x H181.5 x D77.8 mm			
Standard Accessories		U-Shaped Brackets x 2 , Attenuation Sheet x 1 Screws (4x20 Self tapping) x 4 , Screws (M4 x 20) x 4			
Option		Heating Unit (HT-60)			

NOTE :

- This unit is designed to detect an intruder and activate an alarm control panel. Being only a part of complete system, we cannot assume responsibility for theft or damages, should it occur.
- Specifications and design are subject to change without prior notice.

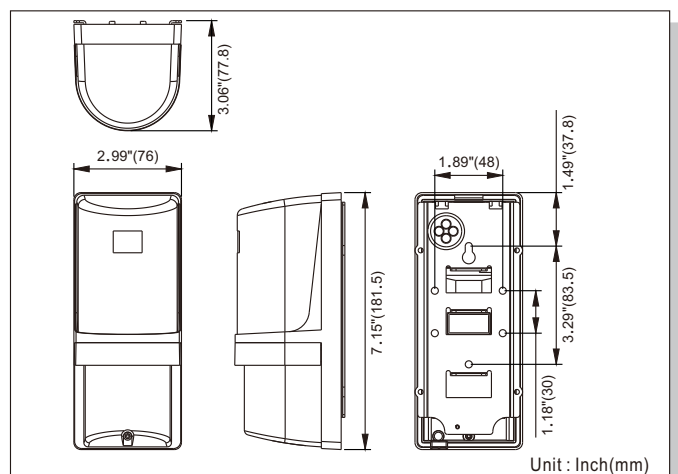
● HEATING UNIT - HT-60 (OPTION PART)

For use in cold areas (Temperature control switch inside),

24V DC/AC,
400mA max. (800mA/set)



DIMENSIONS :



Unit : Inch(mm)
No:B2PH60DQ-0437A



Taiwan Security Net Co., Ltd.

Designing / Manufacturing